

# City of London Corporation Committee Report

<b>Committee(s):</b> Professionalism and Trust Committee - For information	<b>Dated:</b> <b>02/12/2025</b>
<b>Subject:</b> Stop & Search and Use of Force Quarter 2 Update	<b>Public report:</b> For Information
<b>This proposal:</b> <ul style="list-style-type: none"> <li>• <b>delivers Corporate Plan 2024-29 outcomes</b></li> <li>• <b>provides statutory duties</b></li> </ul>	Diverse Engaged Communities  Providing Excellent Services
<b>Does this proposal require extra revenue and/or capital spending?</b>	No
<b>If so, how much?</b>	£N/A
<b>What is the source of Funding?</b>	N/A
<b>Has this Funding Source been agreed with the Chamberlain's Department?</b>	No
<b>Report of:</b>	Commissioner P O'Doherty
<b>Report author:</b>	Supt J Wynne

## Summary

Q2 has seen an reduction in stop and search as the force responds to seasonal criminality with the CoLP area. Bag and cycle thefts continue to be more prevalent at this time of the year and the warmer weather in Q2 has led to more people enjoying the City environment as a result.

Operations continue in support of Pan London demonstrations as the political situation remains fluid globally. Significant numbers of officers were deployed to Notting Hill carnival at the intervention points which has also increased our stop search figures for this quarter. The figures for Notting Hill carnival have not been included in this report as this report relates to the COLP area only. Our officers remain ready to deploy and support, with scrutiny on any uses of police powers accordingly.

The report from the University of East London is being completed and there will be a formal launch of this at the Guildhall in the New Year. The launch will include the report authors presenting the findings to CoLP SLT and partners i.e. IASG. The report will be

available to view prior to the launch and the UEL are aiming to get this across to CoLP before Christmas.

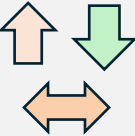



### Complaints

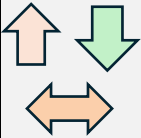

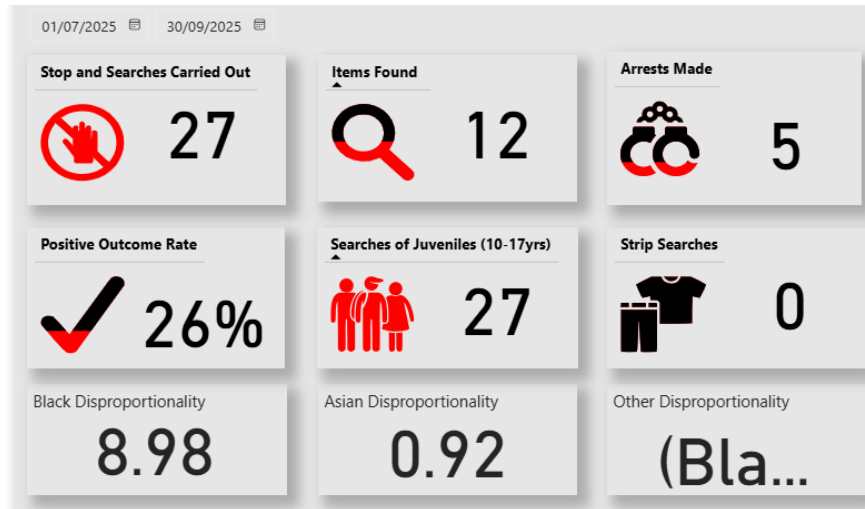
Total no Use of Force complaints – 6

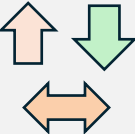




Total number of Complaints Stops, and Stop and Search – 2

## Stop and Search and Use of Force Data

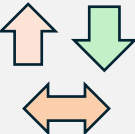




- **Key changes** – see comments below
- **Disproportionality** – see comments below
- **Outcomes** – See below

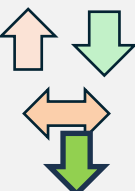


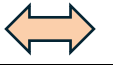
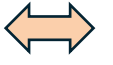

Indicator	Value (number)	Change on previous quarter (number and % if appropriate)	Trend 	Comment (if appropriate)
Stop search	271	- 69 -20.29%		Decrease in stop search. Potentially due to high quality encounter training and bitesize training around stop search
Arrest from stop search	49	- 55 -52.88%		Decrease in arrests – this is due to the additional training on uses of powers
Searches under s.60	0	0		A number of section 60 searches were completed at Nottingham carnival, but they are not recorded in this report as this covers COLP area only. Question to the panel: should this box ask for Section 60 figures by exception? CoLP has

Indicator	Value (number)	Change on previous quarter (number and % if appropriate)	Trend	Comment (if appropriate)
				
				not conducted any section 60 searches within the CoLP area for the last 3 years.
Juveniles searched	14	- 31 -68.88 %		<div> <p>This is a screen shot from the live system detailing juveniles stop/searched – outcome rates and racial disproportionality</p>  </div>

Indicator	Value (number)	Change on previous quarter (number and % if appropriate)	Trend 	Comment (if appropriate)
Black disproportionality	2.5 4 black self-defined	2.4 in the last quarter		Training ongoing to reinforce our approach to reducing disproportionality in line with our strategic intentions.
Asian disproportionality	1.4 17 Asian self-defined	0.9 in the last quarter		
Total items found	121	-99 -45%		a drop in items found combined with the decrease in searches has led to a drop in the outcome rate of searches. Scrutiny and dip sampling has found no thematic reason for change and negative outcomes of deterrent stop searches are expected. The outcome rate is 31%.
Strip searches <sup>1</sup> total	0	2 in the last quarter		

<sup>1</sup> See Appendix A for description of types of strip search

Indicator	Value (number)	Change on previous quarter (number and % if appropriate)	Trend 	Comment (if appropriate)
Strip search- More thorough	0	0		
Juvenile strip searches total	0	0		N/A
Juvenile Strip search-More thorough	0	0		None – see above
Juvenile Strip Search -Intimate parts exposed	0	0		None – See above
Use of force	901	-65  6.72 % Decrease		This is due to improved governance with Use of Force form completion. Officers understanding and completion rates have improved from circa 50% to over 80% consistently.

Indicator	Value (number)	Change on previous quarter (number and % if appropriate)	Trend 	Comment (if appropriate)
Juvenile use of force	36	-14 28 % Reduction		This figure will have declined with the above governance process.
Uses of force arrests	555	-52 8.56% decrease		As above
Uses of taser	25	+2 8.69% increase		Increase in Taser use (Drawn or Red dot challenge)
Taser discharges	0	0		
Live complaints relating to stop/ search	2	2 last quarter		
Live complaints relating to use of force	6	+2		

**Supt Jesse Wynne**  
**Taskforce, Local Policing**  
**Stop & Search Lead**

T: 020 7601 2102

E: [jesse.wynne@cityoflondon.police.uk](mailto:jesse.wynne@cityoflondon.police.uk)